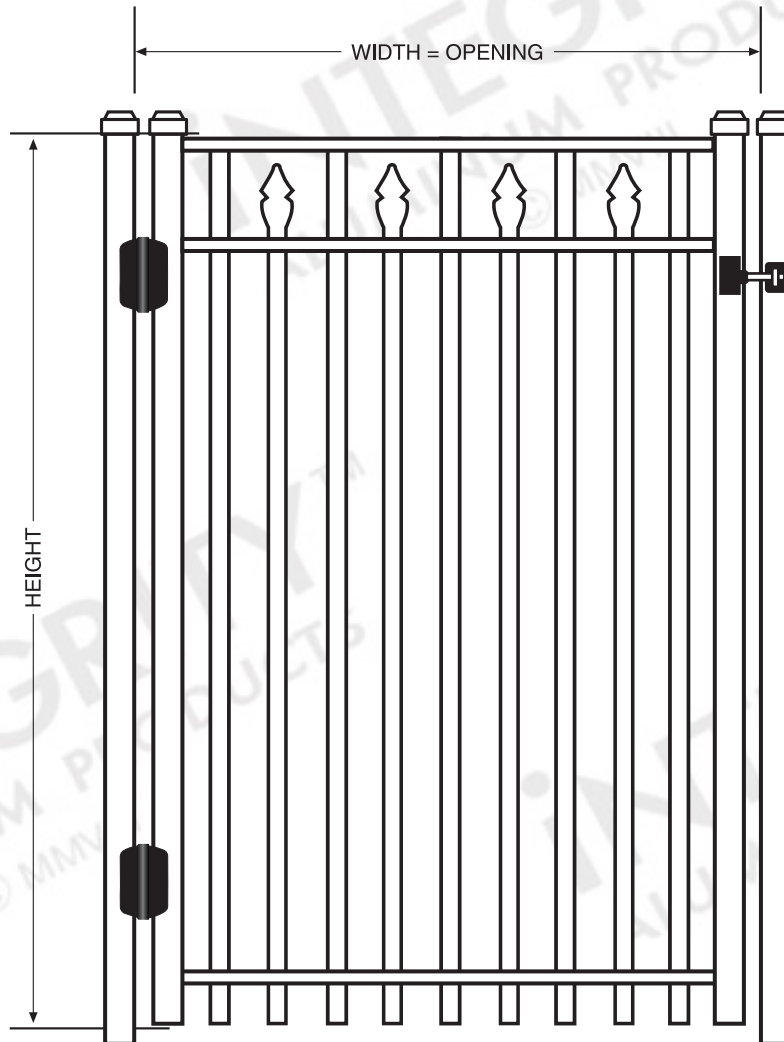


**iNTEGRITY™**  
 ALUMINUM PRODUCTS  
 800.762.8876



## SANIBEL™ Premier™ Walkway Gate

### DIMENSIONS

The height and width dimensions for this gate are available in standardized one-foot increments but can be customized to meet unique requirements.

### CONFIGURATION

This Premier™ Walkway Gate can be constructed as a double-leaf gate up to 16' in width. An optional U-frame or Mid-rail is also available.

### HARDWARE

Gate latch and hinges sold separately and may vary depending on size of gate and posts. Suggestions provided.


## SPECIFICATIONS

### PREMIER GRADE

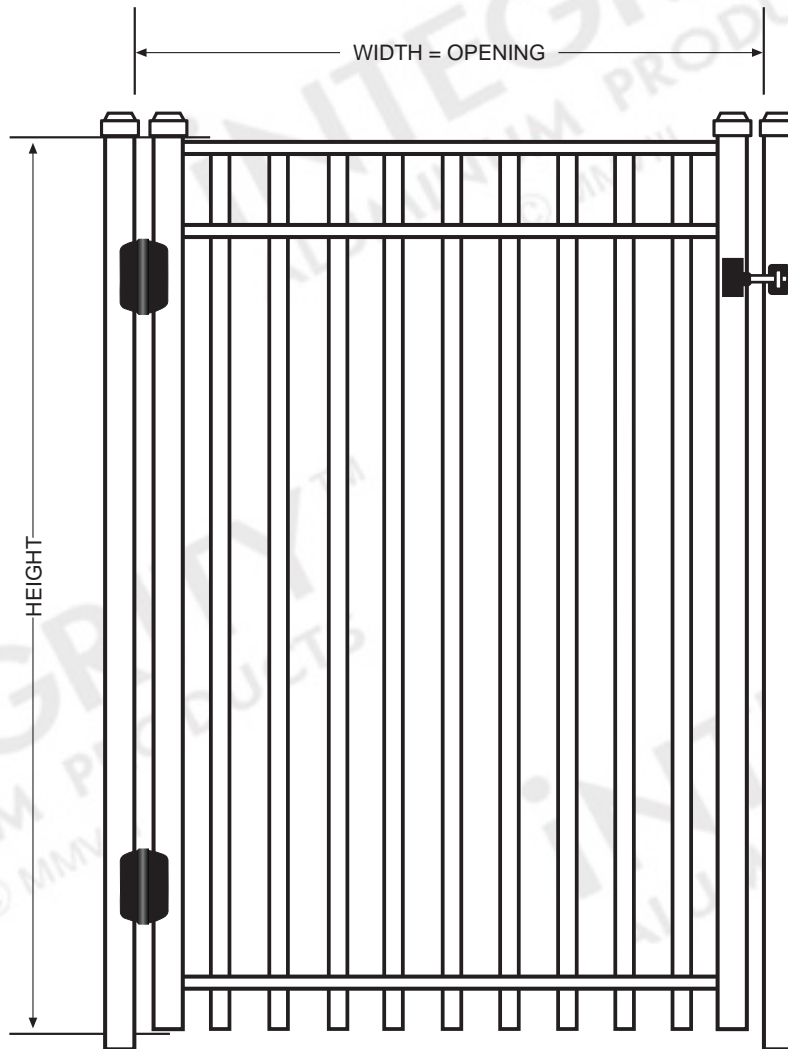
Posts Available	2" x 2" x .080 Wall 2" x 2" x .125 Wall 2½" x 2½" x .100 Wall 3" x 3" x .125 Wall
Gate Frame Uprights	2" x 2" x .080 Wall
Horizontal Rails Side Walls Top Walls	1⅜" x 1¼" .088" .065"
Vertical Pickets Standard Spacing Extreme Spacing	¾" x ¾" x .055 Wall 3⅝" 1½" Available
Heights Available	Up to 6'
Widths Available	Up to 8'

All Specifications Are Nominal





**iNTEGRITY™**  
 ALUMINUM PRODUCTS  
 800.762.8876



## SAN MARINO™ Premier™ Walkway Gate

### DIMENSIONS

The height and width dimensions for this gate are available in standardized one-foot increments but can be customized to meet unique requirements.

### CONFIGURATION

This Premier™ Walkway Gate can be constructed as a double-leaf gate up to 16' in width. An optional U-frame or Mid-rail is also available.

### HARDWARE

Gate latch and hinges sold separately and may vary depending on size of gate and posts. Suggestions provided.

## SPECIFICATIONS


### PREMIER GRADE

Posts Available	2" x 2" x .080 Wall 2" x 2" x .125 Wall 2½" x 2½" x .100 Wall 3" x 3" x .125 Wall
Gate Frame Uprights	2" x 2" x .080 Wall
Horizontal Rails Side Walls Top Walls	1⅜" x 1¼" .088" .065"
Vertical Pickets Standard Spacing Extreme Spacing	¾" x ¾" x .055 Wall 3⅝" 1½" Available
Heights Available	Up to 6'
Widths Available	Up to 8'

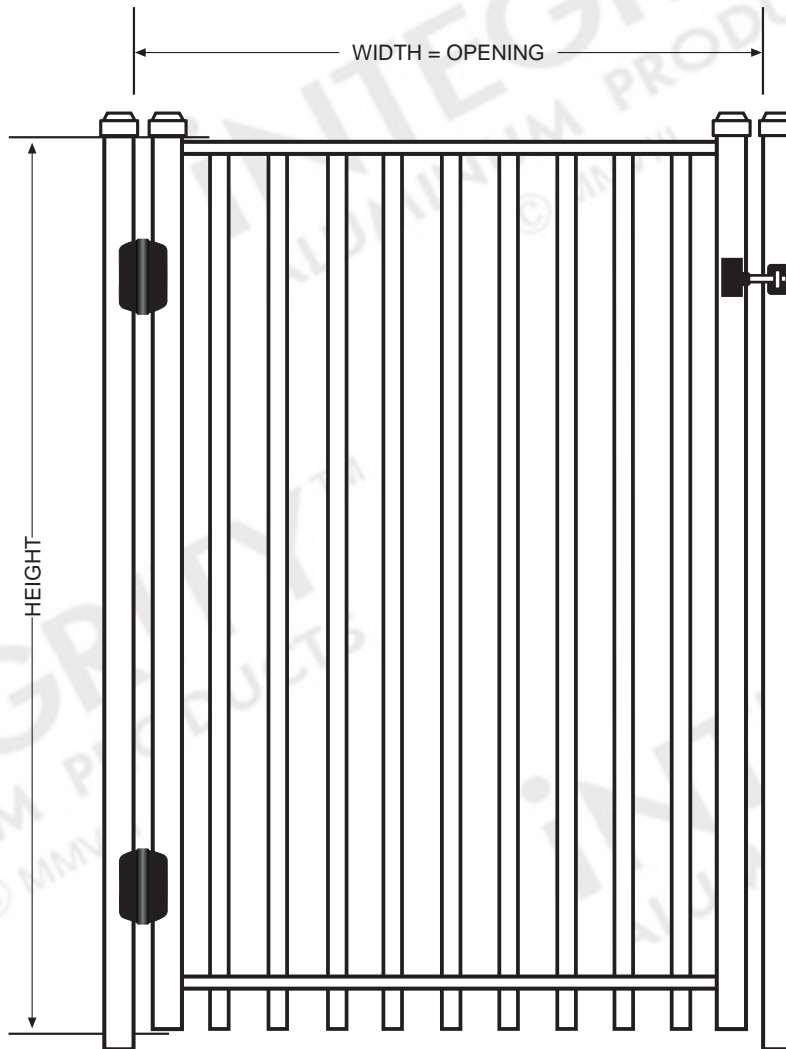
All Specifications Are Nominal



© 2009 Integrity Aluminum Products. Above schematic is intended as a representation only and is not to scale. [www.integrityaluminumproducts.com](http://www.integrityaluminumproducts.com)



**iNTEGRITY™**  
 ALUMINUM PRODUCTS  
 800.762.8876



## VENTURA™ Premier™ Walkway Gate

### DIMENSIONS

The height and width dimensions for this gate are available in standardized one-foot increments but can be customized to meet unique requirements.

### CONFIGURATION

This Premier™ Walkway Gate can be constructed as a double-leaf gate up to 16' in width. An optional U-frame or Mid-rail is also available.

### HARDWARE

Gate latch and hinges sold separately and may vary depending on size of gate and posts. Suggestions provided.

## SPECIFICATIONS


### PREMIER GRADE

Posts Available	2" x 2" x .080 Wall 2" x 2" x .125 Wall 2½" x 2½" x .100 Wall 3" x 3" x .125 Wall
Gate Frame Uprights	2" x 2" x .080 Wall
Horizontal Rails Side Walls Top Walls	1⅜" x 1¼" .088" .065"
Vertical Pickets Standard Spacing Extreme Spacing	¾" x ¾" x .055 Wall 3⅝" 1½" Available
Heights Available	Up to 6'
Widths Available	Up to 8'

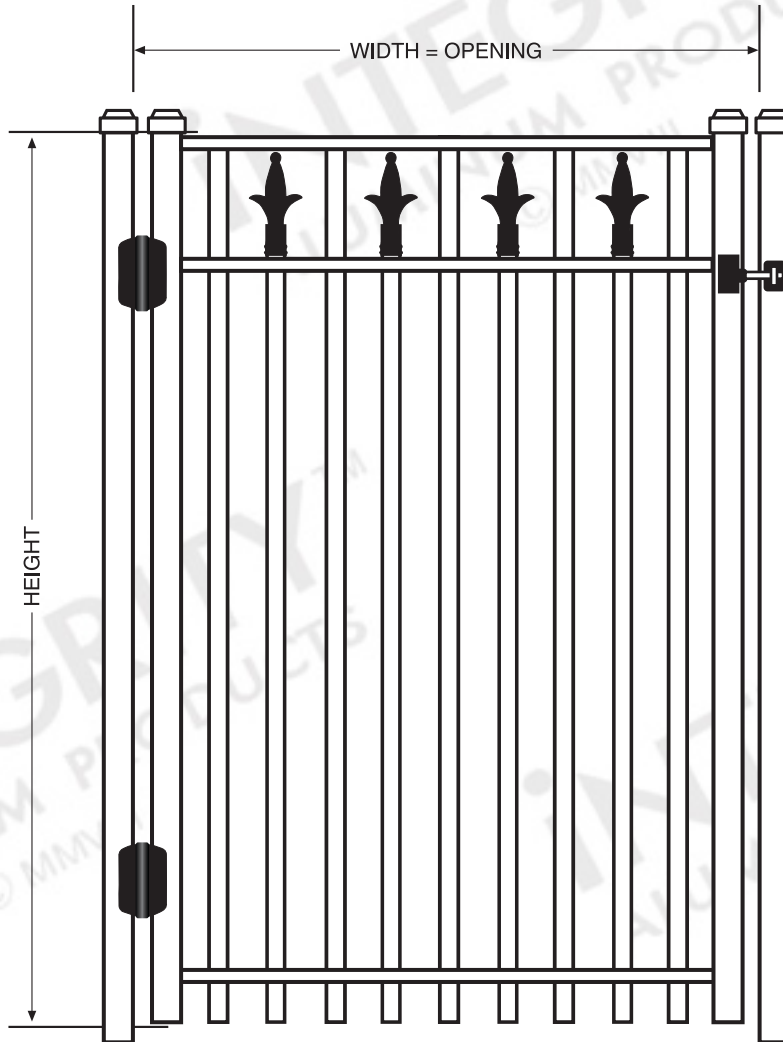
All Specifications Are Nominal



© 2009 Integrity Aluminum Products. Above schematic is intended as a representation only and is not to scale. [www.integrityaluminumproducts.com](http://www.integrityaluminumproducts.com)



**iNTEGRITY™**  
 ALUMINUM PRODUCTS  
 800.762.8876



## NEW ORLEANS™ Premier™ Walkway Gate

### DIMENSIONS

The height and width dimensions for this gate are available in standardized one-foot increments but can be customized to meet unique requirements.

### CONFIGURATION

This Premier™ Walkway Gate can be constructed as a double-leaf gate up to 16' in width. An optional U-frame or Mid-rail is also available.

### HARDWARE

Gate latch and hinges sold separately and may vary depending on size of gate and posts. Suggestions provided.

## SPECIFICATIONS


### PREMIER GRADE

Posts Available	2" x 2" x .080 Wall 2" x 2" x .125 Wall 2½" x 2½" x .100 Wall 3" x 3" x .125 Wall
Gate Frame Uprights	2" x 2" x .080 Wall
Horizontal Rails Side Walls Top Walls	1⅜" x 1¼" .088" .065"
Vertical Pickets Standard Spacing Extreme Spacing	¾" x ¾" x .055 Wall 3⅝" 1½" Available
Heights Available	Up to 6'
Widths Available	Up to 8'

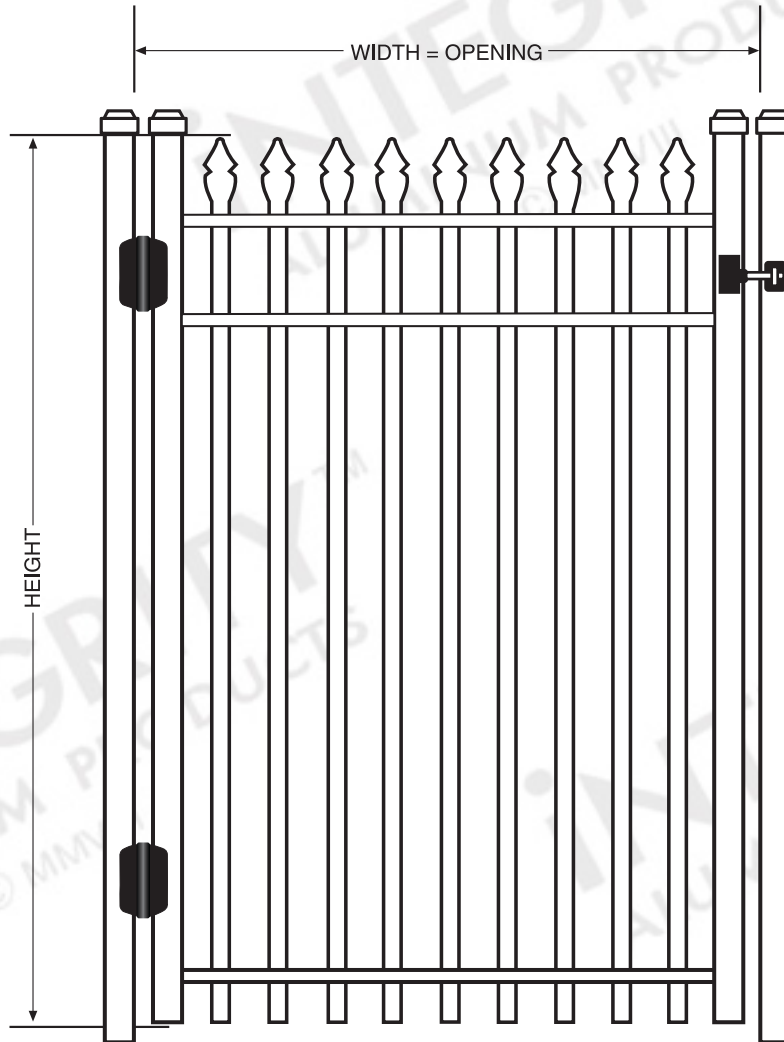
All Specifications Are Nominal



© 2009 Integrity Aluminum Products. Above schematic is intended as a representation only and is not to scale. [www.integrityaluminumproducts.com](http://www.integrityaluminumproducts.com)



**iNTEGRITY™**  
 ALUMINUM PRODUCTS  
 800.762.8876



## BELLA VISTA™ Premier™ Walkway Gate

### DIMENSIONS

The height and width dimensions for this gate are available in standardized one-foot increments but can be customized to meet unique requirements.

### CONFIGURATION

This Premier™ Walkway Gate can be constructed as a double-leaf gate up to 16' in width. An optional U-frame or Mid-rail is also available.

### HARDWARE

Gate latch and hinges sold separately and may vary depending on size of gate and posts. Suggestions provided.

## SPECIFICATIONS


### PREMIER GRADE

Posts Available	2" x 2" x .080 Wall 2" x 2" x .125 Wall 2½" x 2½" x .100 Wall 3" x 3" x .125 Wall
Gate Frame Uprights	2" x 2" x .080 Wall
Horizontal Rails Side Walls Top Walls	1⅜" x 1¼" .088" .065"
Vertical Pickets Standard Spacing Extreme Spacing	¾" x ¾" x .055 Wall 3⅝" 1½" Available
Heights Available	Up to 6'
Widths Available	Up to 8'

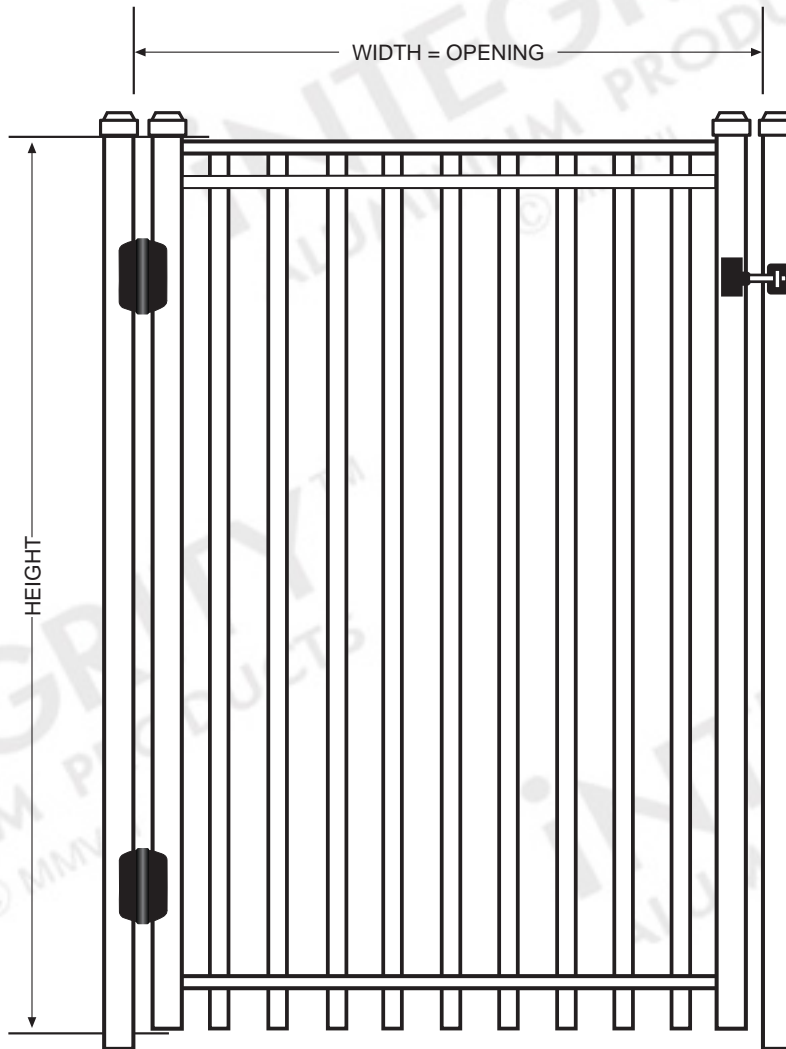
All Specifications Are Nominal



© 2009 Integrity Aluminum Products. Above schematic is intended as a representation only and is not to scale. [www.integrityaluminumproducts.com](http://www.integrityaluminumproducts.com)



**iNTEGRITY™**  
 ALUMINUM PRODUCTS  
 800.762.8876



## BOCA GRANDE™ Premier™ Walkway Gate

### DIMENSIONS

The height and width dimensions for this gate are available in standardized one-foot increments but can be customized to meet unique requirements.

### CONFIGURATION

This Premier™ Walkway Gate can be constructed as a double-leaf gate up to 16' in width. An optional U-frame or Mid-rail is also available.

### HARDWARE

Gate latch and hinges sold separately and may vary depending on size of gate and posts. Suggestions provided.

## SPECIFICATIONS


### PREMIER GRADE

Posts Available	2" x 2" x .080 Wall 2" x 2" x .125 Wall 2½" x 2½" x .100 Wall 3" x 3" x .125 Wall
Gate Frame Uprights	2" x 2" x .080 Wall
Horizontal Rails Side Walls Top Walls	1⅜" x 1¼" .088" .065"
Vertical Pickets Standard Spacing Extreme Spacing	¾" x ¾" x .055 Wall 3⅝" 1½" Available
Heights Available	Up to 6'
Widths Available	Up to 8'

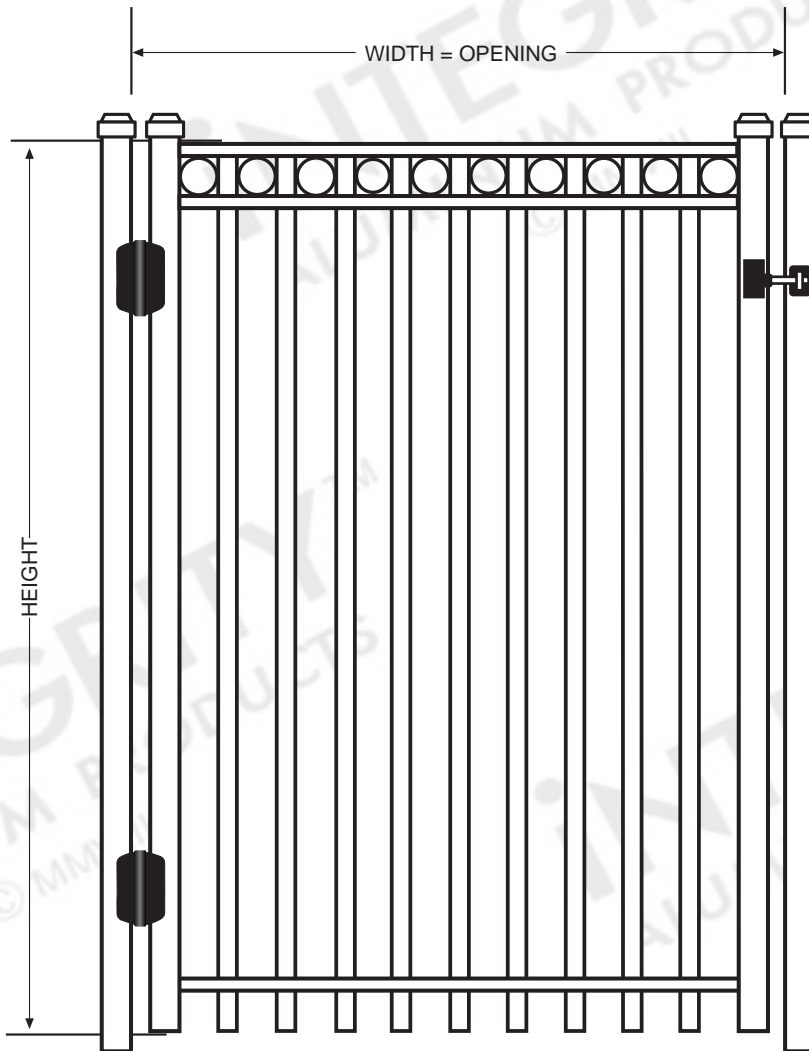
All Specifications Are Nominal



© 2009 Integrity Aluminum Products. Above schematic is intended as a representation only and is not to scale. [www.integrityaluminumproducts.com](http://www.integrityaluminumproducts.com)



**iNTEGRITY™**  
 ALUMINUM PRODUCTS  
 800.762.8876



## NAPA VALLEY™ Premier™ Walkway Gate

### DIMENSIONS

The height and width dimensions for this gate are available in standardized one-foot increments but can be customized to meet unique requirements.

### CONFIGURATION

This Premier™ Walkway Gate can be constructed as a double-leaf gate up to 16' in width. An optional U-frame or Mid-rail is also available.

### HARDWARE

Gate latch and hinges sold separately and may vary depending on size of gate and posts. Suggestions provided.

## SPECIFICATIONS


### PREMIER GRADE

Posts Available	2" x 2" x .080 Wall 2" x 2" x .125 Wall 2½" x 2½" x .100 Wall 3" x 3" x .125 Wall
Gate Frame Uprights	2" x 2" x .080 Wall
Horizontal Rails Side Walls Top Walls	1⅜" x 1¼" .088" .065"
Vertical Pickets Standard Spacing Extreme Spacing	¾" x ¾" x .055 Wall 3⅝" 1½" Available
Heights Available	Up to 6'
Widths Available	Up to 8'

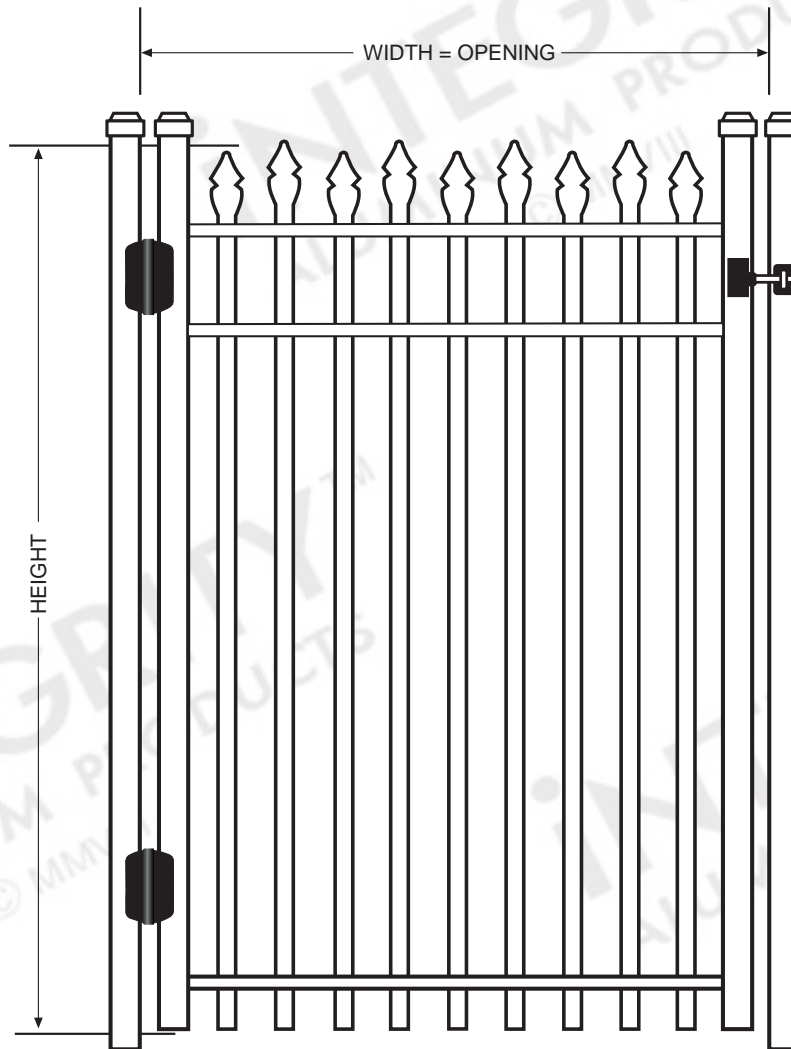
All Specifications Are Nominal



© 2009 Integrity Aluminum Products. Above schematic is intended as a representation only and is not to scale. [www.integrityaluminumproducts.com](http://www.integrityaluminumproducts.com)



**iNTEGRITY™**  
 ALUMINUM PRODUCTS  
 800.762.8876



## BELLA TERRA™ Premier™ Walkway Gate

### DIMENSIONS

The height and width dimensions for this gate are available in standardized one-foot increments but can be customized to meet unique requirements.

### CONFIGURATION

This Premier™ Walkway Gate can be constructed as a double-leaf gate up to 16' in width. An optional U-frame or Mid-rail is also available.

### HARDWARE

Gate latch and hinges sold separately and may vary depending on size of gate and posts. Suggestions provided.

## SPECIFICATIONS


### PREMIER GRADE

Posts Available	2" x 2" x .080 Wall 2" x 2" x .125 Wall 2½" x 2½" x .100 Wall 3" x 3" x .125 Wall
Gate Frame Uprights	2" x 2" x .080 Wall
Horizontal Rails Side Walls Top Walls	1⅜" x 1¼" .088" .065"
Vertical Pickets Standard Spacing Extreme Spacing	¾" x ¾" x .055 Wall 3⅝" 1½" Available
Heights Available	Up to 6'
Widths Available	Up to 8'

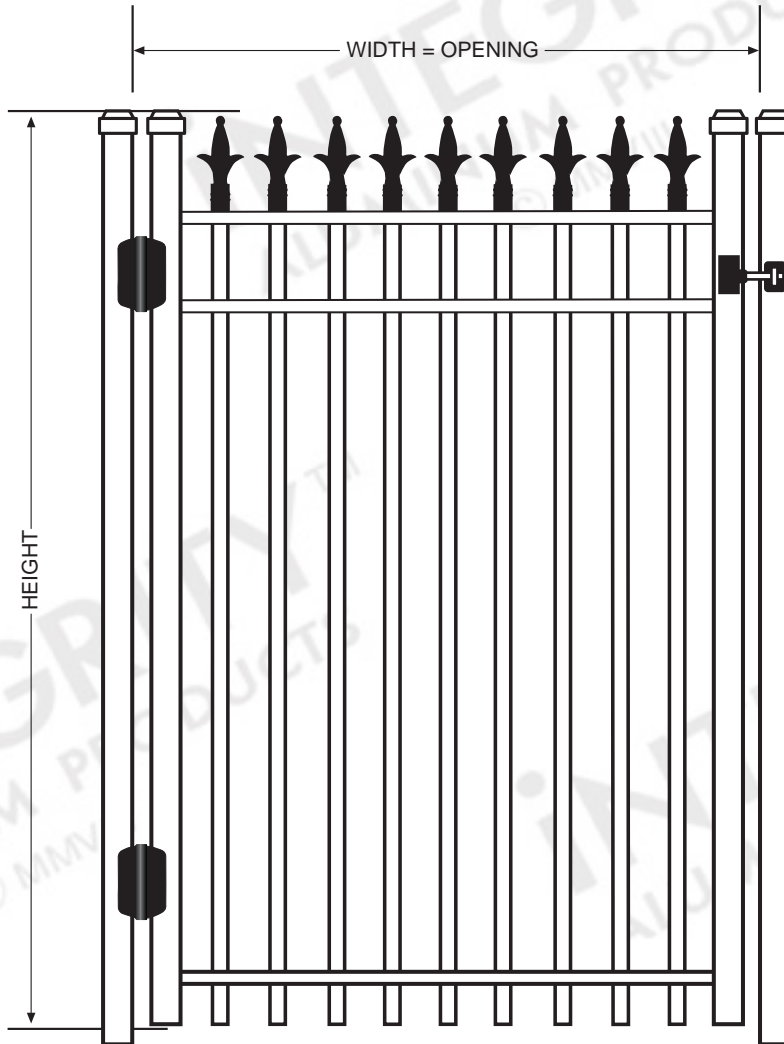
All Specifications Are Nominal



© 2009 Integrity Aluminum Products. Above schematic is intended as a representation only and is not to scale. [www.integrityaluminumproducts.com](http://www.integrityaluminumproducts.com)



**INTEGRITY™**  
ALUMINUM PRODUCTS  
800.762.8876



## CHARLEMAGNE™ Premier™ Walkway Gate

### DIMENSIONS

The height and width dimensions for this gate are available in standardized one-foot increments but can be customized to meet unique requirements.

### CONFIGURATION

This Premier™ Walkway Gate can be constructed as a double-leaf gate up to 16' in width. An optional U-frame or Mid-rail is also available.

### HARDWARE

Gate latch and hinges sold separately and may vary depending on size of gate and posts. Suggestions provided.


## SPECIFICATIONS

### PREMIER GRADE

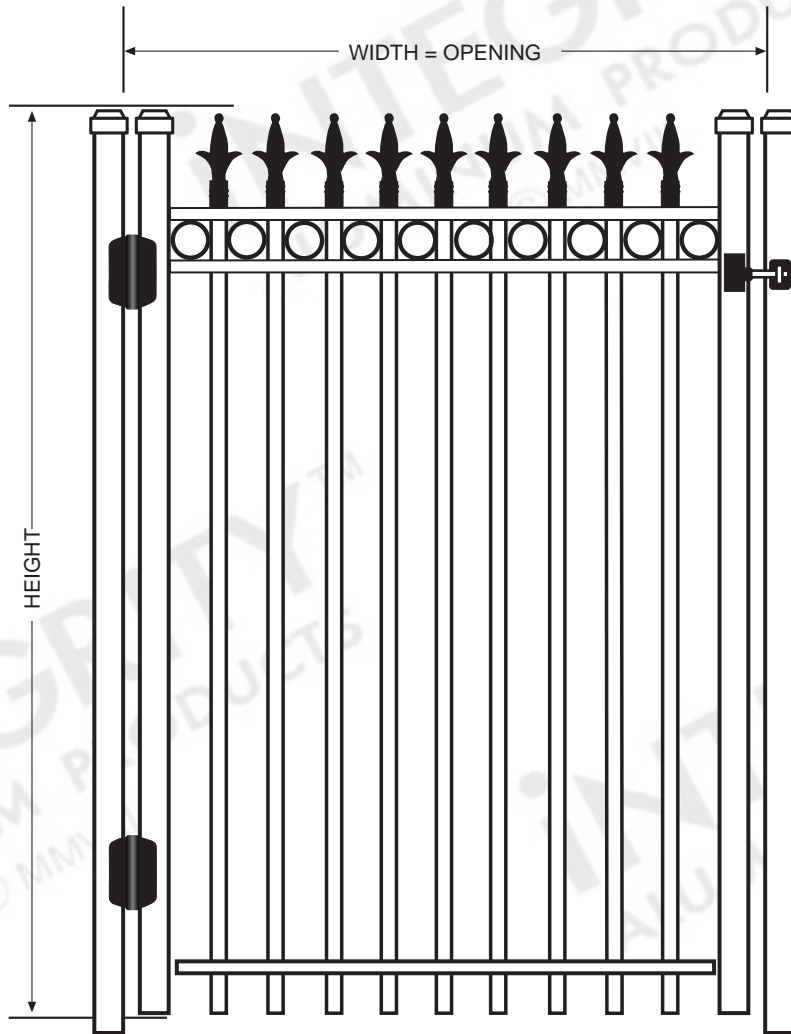
Posts Available	2" x 2" x .080 Wall 2" x 2" x .125 Wall 2½" x 2½" x .100 Wall 3" x 3" x .125 Wall
Gate Frame Uprights	2" x 2" x .080 Wall
Horizontal Rails Side Walls Top Walls	1⅜" x 1¼" .088" .065"
Vertical Pickets Standard Spacing Extreme Spacing	¾" x ¾" x .055 Wall 3⅝" 1½" Available
Heights Available	Up to 6'
Widths Available	Up to 8'

All Specifications Are Nominal





**iNTEGRITY™**  
 ALUMINUM PRODUCTS  
 800.762.8876



## PROVIDENCE™ Premier™ Walkway Gate

### DIMENSIONS

The height and width dimensions for this gate are available in standardized one-foot increments but can be customized to meet unique requirements.

### CONFIGURATION

This Premier™ Walkway Gate can be constructed as a double-leaf gate up to 16' in width. An optional U-frame or Mid-rail is also available.

### HARDWARE

Gate latch and hinges sold separately and may vary depending on size of gate and posts. Suggestions provided.

## SPECIFICATIONS


### PREMIER GRADE

Posts Available	2" x 2" x .080 Wall 2" x 2" x .125 Wall 2½" x 2½" x .100 Wall 3" x 3" x .125 Wall
Gate Frame Uprights	2" x 2" x .080 Wall
Horizontal Rails Side Walls Top Walls	1⅜" x 1¼" .088" .065"
Vertical Pickets Standard Spacing Extreme Spacing	¾" x ¾" x .055 Wall 3⅝" 1½" Available
Heights Available	Up to 6'
Widths Available	Up to 8'

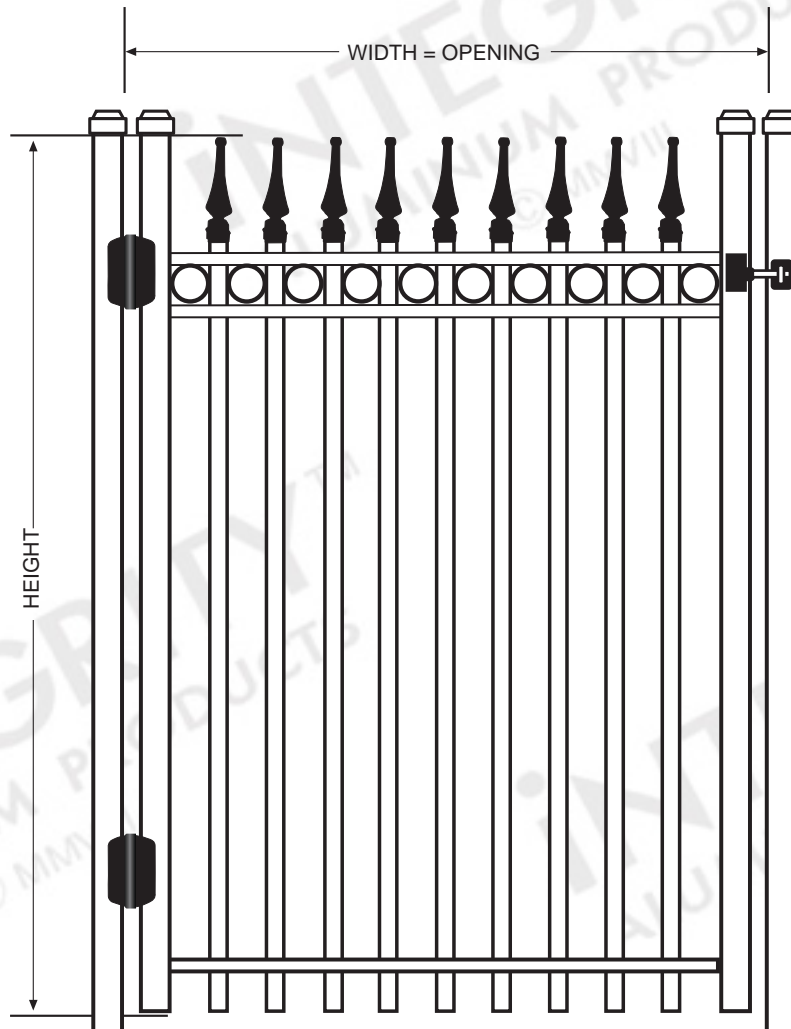
All Specifications Are Nominal



© 2009 Integrity Aluminum Products. Above schematic is intended as a representation only and is not to scale. [www.integrityaluminumproducts.com](http://www.integrityaluminumproducts.com)



**iNTEGRITY™**  
ALUMINUM PRODUCTS  
800.762.8876



## CAMELOT™ Premier™ Walkway Gate

### DIMENSIONS

The height and width dimensions for this gate are available in standardized one-foot increments but can be customized to meet unique requirements.

### CONFIGURATION

This Premier™ Walkway Gate can be constructed as a double-leaf gate up to 16' in width. An optional U-frame or Mid-rail is also available.

### HARDWARE

Gate latch and hinges sold separately and may vary depending on size of gate and posts. Suggestions provided.


## SPECIFICATIONS

### PREMIER GRADE

Posts Available	2" x 2" x .080 Wall 2" x 2" x .125 Wall 2½" x 2½" x .100 Wall 3" x 3" x .125 Wall
Gate Frame Uprights	2" x 2" x .080 Wall
Horizontal Rails Side Walls Top Walls	1⅜" x 1¼" .088" .065"
Vertical Pickets Standard Spacing Extreme Spacing	¾" x ¾" x .055 Wall 3⅝" 1½" Available
Heights Available	Up to 6'
Widths Available	Up to 8'
All Specifications Are Nominal	



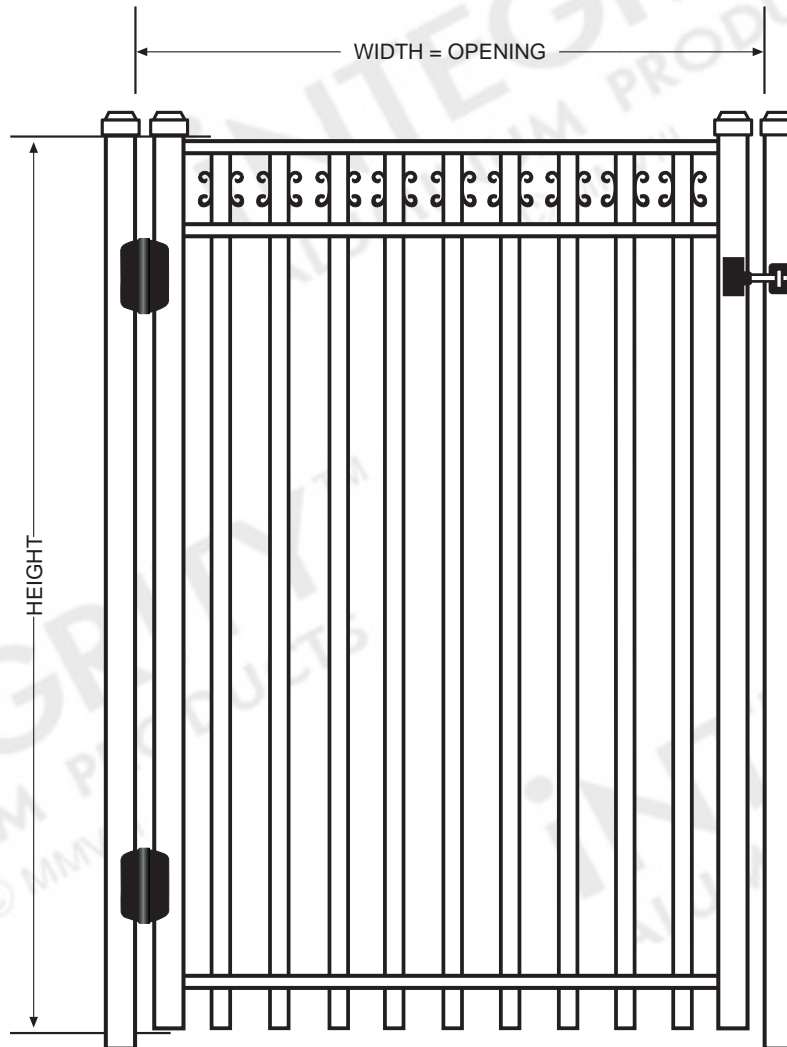
© 2009 Integrity Aluminum Products. Above schematic is intended as a representation only and is not to scale. [www.integrityaluminumproducts.com](http://www.integrityaluminumproducts.com)



**iNTEGRITY™**

ALUMINUM PRODUCTS

800.762.8876



## CAMARILLO™ Premier™ Walkway Gate

### DIMENSIONS

The height and width dimensions for this gate are available in standardized one-foot increments but can be customized to meet unique requirements.

### CONFIGURATION

This Premier™ Walkway Gate can be constructed as a double-leaf gate up to 16' in width. An optional U-frame or Mid-rail is also available.

### HARDWARE

Gate latch and hinges sold separately and may vary depending on size of gate and posts. Suggestions provided.

## SPECIFICATIONS


### PREMIER GRADE

Posts Available	2" x 2" x .080 Wall 2" x 2" x .125 Wall 2½" x 2½" x .100 Wall 3" x 3" x .125 Wall
Gate Frame Uprights	2" x 2" x .080 Wall
Horizontal Rails Side Walls Top Walls	1⅜" x 1¼" .088" .065"
Vertical Pickets Standard Spacing Extreme Spacing	¾" x ¾" x .055 Wall 3⅝" 1½" Available
Heights Available	Up to 6'
Widths Available	Up to 8'

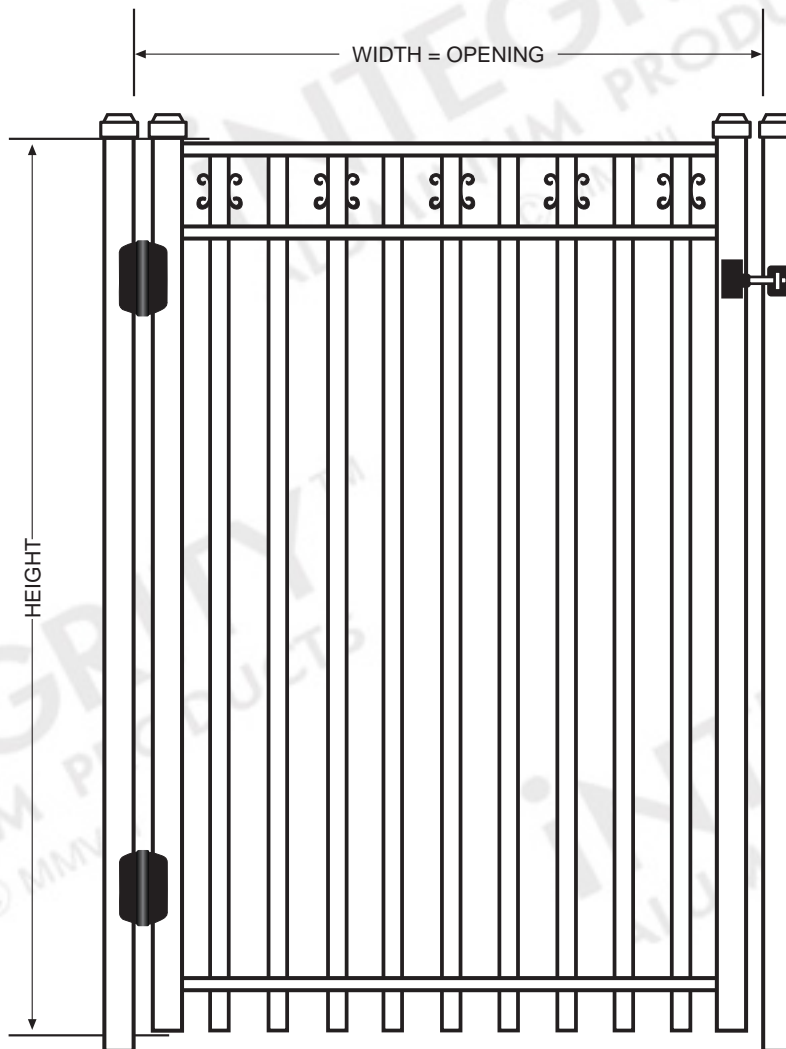
All Specifications Are Nominal



© 2009 Integrity Aluminum Products. Above schematic is intended as a representation only and is not to scale. [www.integrityaluminumproducts.com](http://www.integrityaluminumproducts.com)



**INTEGRITY**<sup>TM</sup>  
ALUMINUM PRODUCTS  
800.762.8876



## AMARILLO<sup>TM</sup> Premier<sup>TM</sup> Walkway Gate

### DIMENSIONS

The height and width dimensions for this gate are available in standardized one-foot increments but can be customized to meet unique requirements.

### CONFIGURATION

This Premier<sup>TM</sup> Walkway Gate can be constructed as a double-leaf gate up to 16' in width. An optional U-frame or Mid-rail is also available.

### HARDWARE

Gate latch and hinges sold separately and may vary depending on size of gate and posts. Suggestions provided.

## SPECIFICATIONS


### PREMIER GRADE

Posts Available	2" x 2" x .080 Wall 2" x 2" x .125 Wall 2½" x 2½" x .100 Wall 3" x 3" x .125 Wall
Gate Frame Uprights	2" x 2" x .080 Wall
Horizontal Rails Side Walls Top Walls	1 <sup>3</sup> / <sub>8</sub> " x 1¼" .088" .065"
Vertical Pickets Standard Spacing Extreme Spacing	¾" x ¾" x .055 Wall 3 <sup>5</sup> / <sub>8</sub> " 1½" Available
Heights Available	Up to 6'
Widths Available	Up to 8'

All Specifications Are Nominal



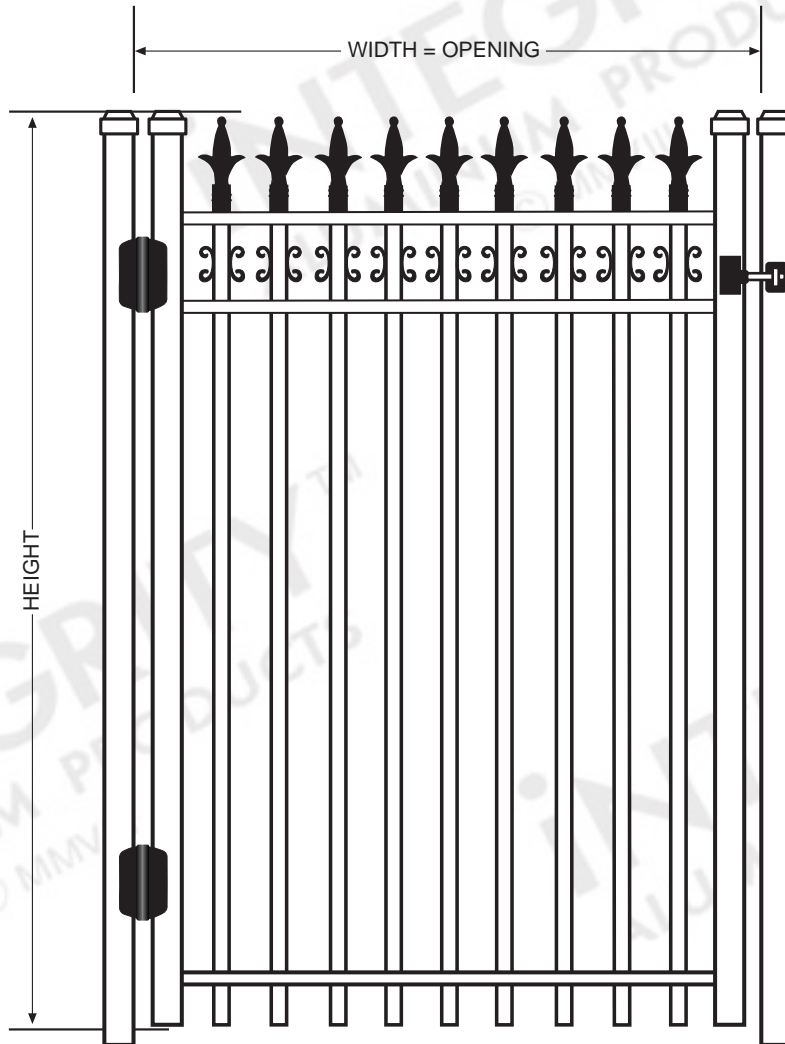
© 2009 Integrity Aluminum Products. Above schematic is intended as a representation only and is not to scale. [www.integrityaluminumproducts.com](http://www.integrityaluminumproducts.com)



**INTEGRITY™**

ALUMINUM PRODUCTS

800.762.8876



## VALENCIA™ Premier™ Walkway Gate

### DIMENSIONS

The height and width dimensions for this gate are available in standardized one-foot increments but can be customized to meet unique requirements.

### CONFIGURATION

This Premier™ Walkway Gate can be constructed as a double-leaf gate up to 16' in width. An optional U-frame or Mid-rail is also available.

### HARDWARE

Gate latch and hinges sold separately and may vary depending on size of gate and posts. Suggestions provided.

## SPECIFICATIONS


### PREMIER GRADE

Posts Available	2" x 2" x .080 Wall 2" x 2" x .125 Wall 2½" x 2½" x .100 Wall 3" x 3" x .125 Wall
Gate Frame Uprights	2" x 2" x .080 Wall
Horizontal Rails Side Walls Top Walls	1⅜" x 1¼" .088" .065"
Vertical Pickets Standard Spacing Extreme Spacing	¾" x ¾" x .055 Wall 3⅝" 1½" Available
Heights Available	Up to 6'
Widths Available	Up to 8'

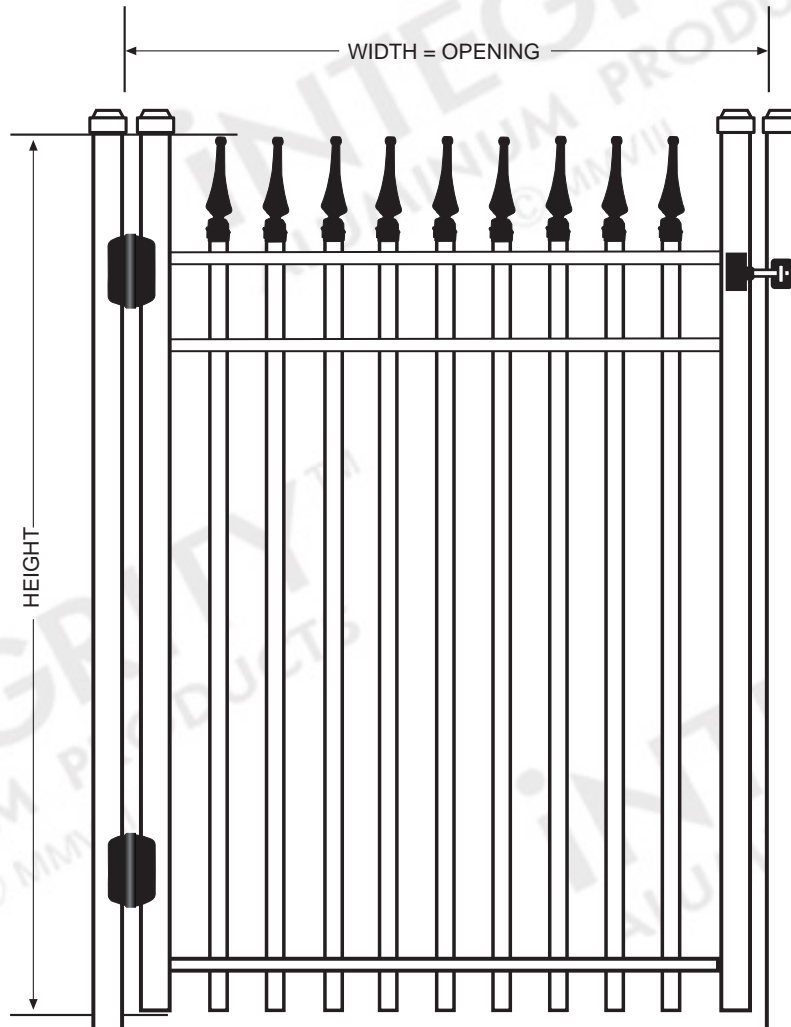
All Specifications Are Nominal



© 2009 Integrity Aluminum Products. Above schematic is intended as a representation only and is not to scale. [www.integrityaluminumproducts.com](http://www.integrityaluminumproducts.com)



**iNTEGRITY™**  
 ALUMINUM PRODUCTS  
 800.762.8876



## MISSION POINT™ Premier™ Walkway Gate

### DIMENSIONS

The height and width dimensions for this gate are available in standardized one-foot increments but can be customized to meet unique requirements.

### CONFIGURATION

This Premier™ Walkway Gate can be constructed as a double-leaf gate up to 16' in width. An optional U-frame or Mid-rail is also available.

### HARDWARE

Gate latch and hinges sold separately and may vary depending on size of gate and posts. Suggestions provided.

## SPECIFICATIONS


### PREMIER GRADE

Posts Available	2" x 2" x .080 Wall 2" x 2" x .125 Wall 2½" x 2½" x .100 Wall 3" x 3" x .125 Wall
Gate Frame Uprights	2" x 2" x .080 Wall
Horizontal Rails Side Walls Top Walls	1⅜" x 1¼" .088" .065"
Vertical Pickets Standard Spacing Extreme Spacing	¾" x ¾" x .055 Wall 3⅝" 1½" Available
Heights Available	Up to 6'
Widths Available	Up to 8'

All Specifications Are Nominal



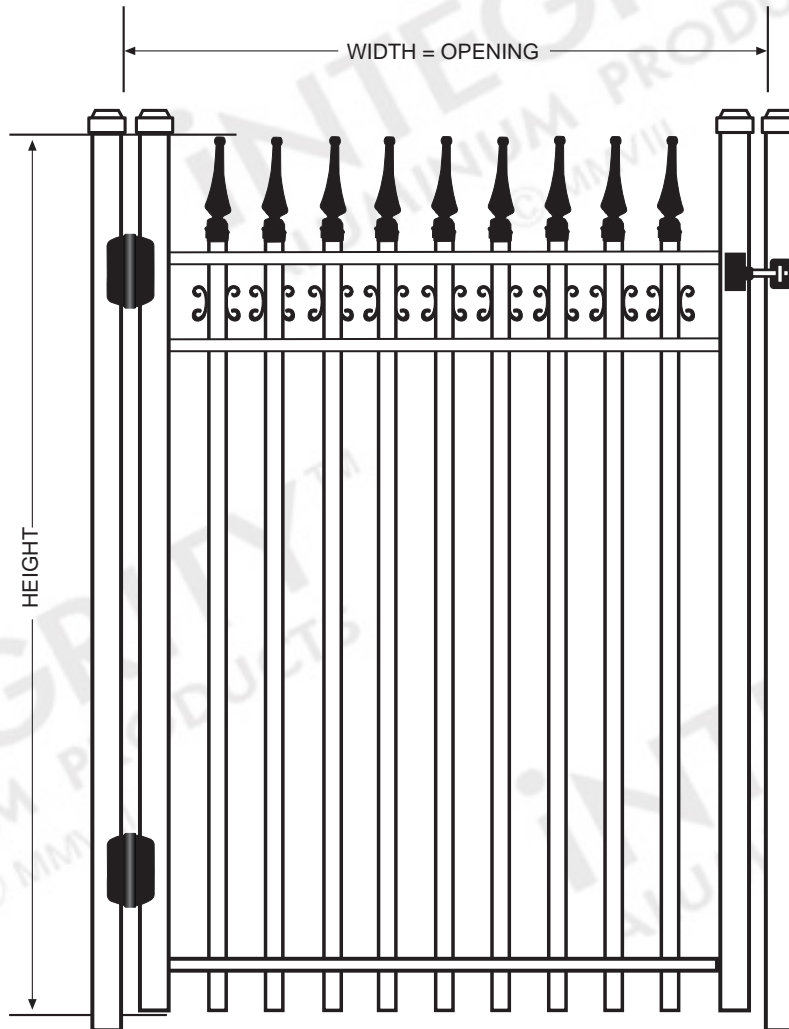
© 2009 Integrity Aluminum Products. Above schematic is intended as a representation only and is not to scale. [www.integrityaluminumproducts.com](http://www.integrityaluminumproducts.com)



# INTEGRITY™

ALUMINUM PRODUCTS

800.762.8876



## CASTILE™ Premier™ Walkway Gate

### DIMENSIONS

The height and width dimensions for this gate are available in standardized one-foot increments but can be customized to meet unique requirements.

### CONFIGURATION

This Premier™ Walkway Gate can be constructed as a double-leaf gate up to 16' in width. An optional U-frame or Mid-rail is also available.

### HARDWARE

Gate latch and hinges sold separately and may vary depending on size of gate and posts. Suggestions provided.

## SPECIFICATIONS


### PREMIER GRADE

Posts Available	2" x 2" x .080 Wall 2" x 2" x .125 Wall 2½" x 2½" x .100 Wall 3" x 3" x .125 Wall
Gate Frame Uprights	2" x 2" x .080 Wall
Horizontal Rails Side Walls Top Walls	1⅜" x 1¼" .088" .065"
Vertical Pickets Standard Spacing Extreme Spacing	¾" x ¾" x .055 Wall 3⅝" 1½" Available
Heights Available	Up to 6'
Widths Available	Up to 8'

All Specifications Are Nominal



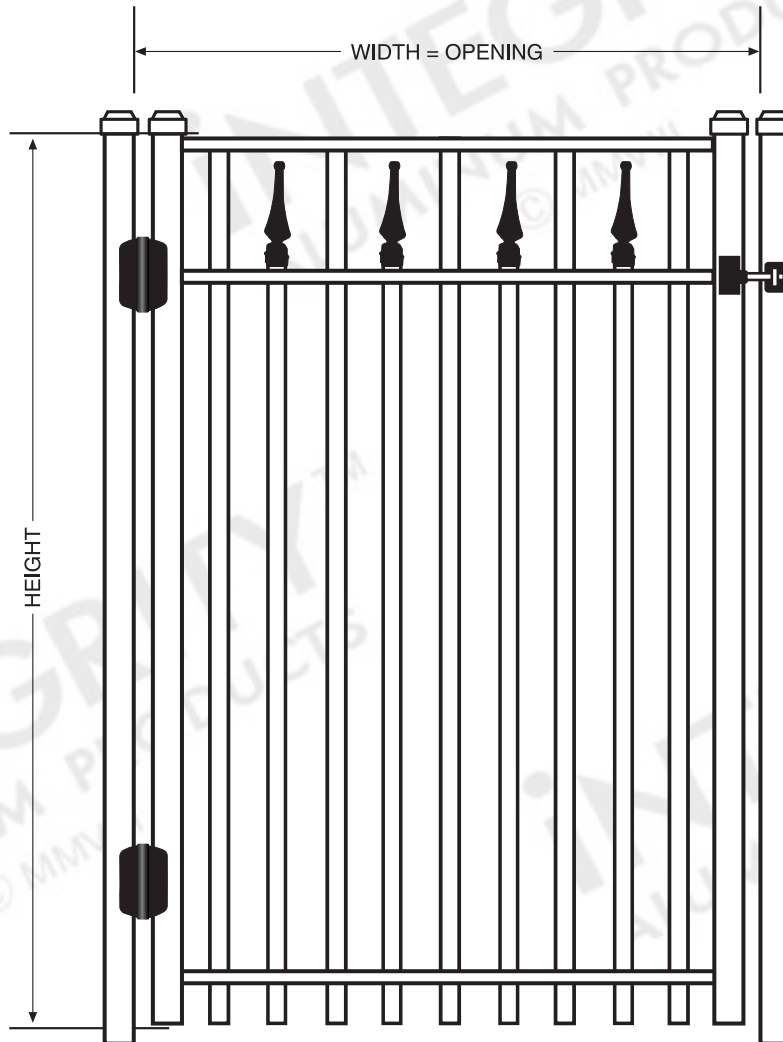
© 2009 Integrity Aluminum Products. Above schematic is intended as a representation only and is not to scale. [www.integrityaluminumproducts.com](http://www.integrityaluminumproducts.com)



# INTEGRITY™

ALUMINUM PRODUCTS

800.762.8876



## EXCELSIOR™ Premier™ Walkway Gate

### DIMENSIONS

The height and width dimensions for this gate are available in standardized one-foot increments but can be customized to meet unique requirements.

### CONFIGURATION

This Premier™ Walkway Gate can be constructed as a double-leaf gate up to 16' in width. An optional U-frame or Mid-rail is also available.

### HARDWARE

Gate latch and hinges sold separately and may vary depending on size of gate and posts. Suggestions provided.

## SPECIFICATIONS

### PREMIER GRADE

Posts Available	2" x 2" x .080 Wall 2" x 2" x .125 Wall 2½" x 2½" x .100 Wall 3" x 3" x .125 Wall
Gate Frame Uprights	2" x 2" x .080 Wall
Horizontal Rails Side Walls Top Walls	1 <sup>3</sup> / <sub>8</sub> " x 1¼" .088" .065"
Vertical Pickets Standard Spacing Extreme Spacing	¾" x ¾" x .055 Wall 3 <sup>5</sup> / <sub>8</sub> " 1½" Available
Heights Available	Up to 6'
Widths Available	Up to 8'

All Specifications Are Nominal



© 2009 Integrity Aluminum Products. Above schematic is intended as a representation only and is not to scale. [www.integrityaluminumproducts.com](http://www.integrityaluminumproducts.com)